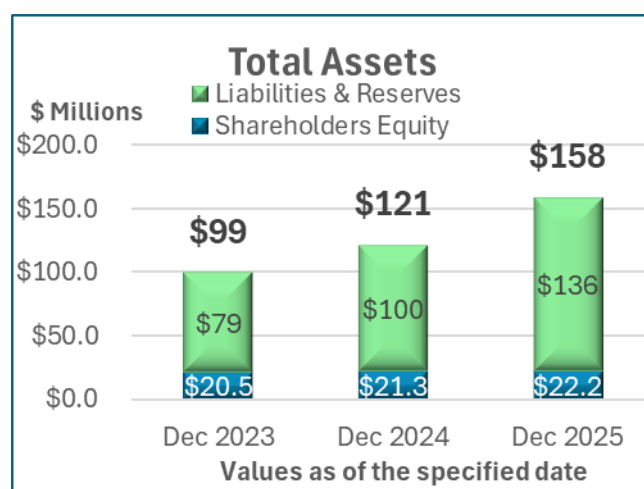
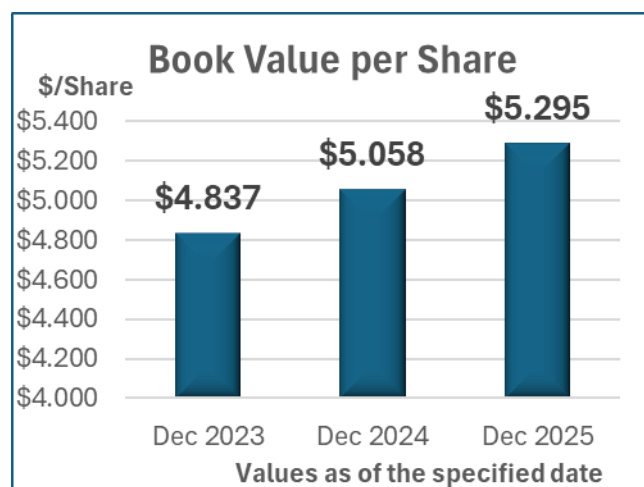
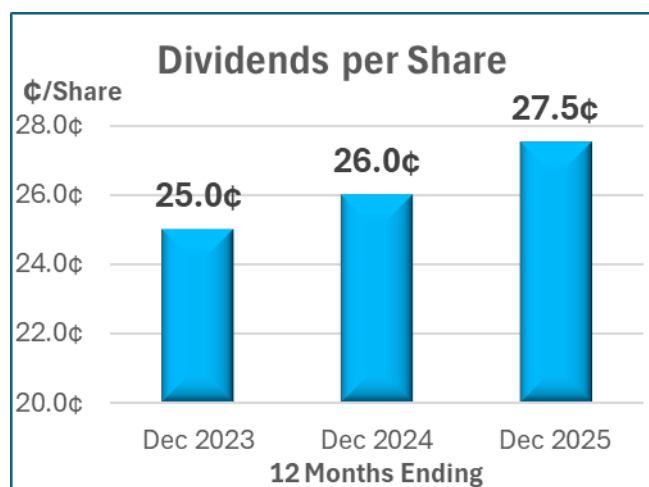
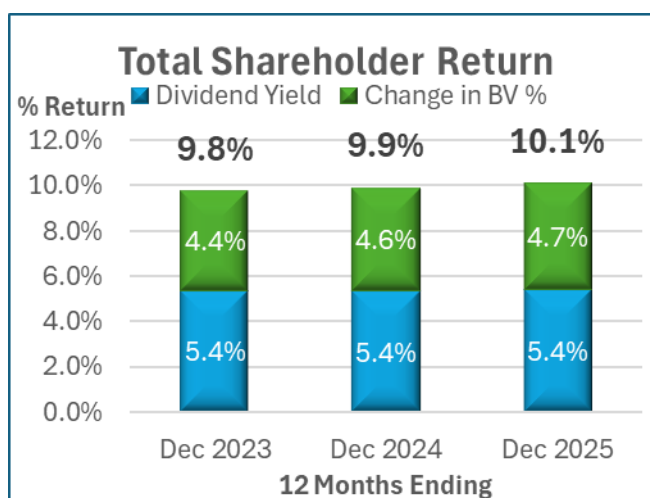


AMERICAN SAVINGS LIFE INSURANCE COMPANY

3-Year Summary of Financial Performance

December 31, 2025



The charts “Total Shareholder Return,” “Dividends per Share,” and “Net Income” are rolling 12-month periods. For example, the December 2025 figure is the sum of the 12 months from January 2025 through December 2025.

The charts “Book Value per Share” and “Total Assets” show totals as of each of the dates shown.

All figures are unaudited.

Data Tables

	12-Months Ending		
	Dec 2023	Dec 2024	Dec 2025
Dividend Yield	5.4%	5.4%	5.4%
Change in BV %	4.4%	4.6%	4.7%
Total Shareholder Return	9.8%	9.9%	10.1%

	12-Months Ending		
	Dec 2023	Dec 2024	Dec 2025
Dividends per share	25.0¢	26.0¢	27.5¢

	As of		
	Dec 2023	Dec 2024	Dec 2025
Book Value per Share	\$4.837	\$5.058	\$5.295

	12-Months Ending		
(\$ millions)	Dec 2023	Dec 2024	Dec 2025
Net Income	\$1.43	\$1.79	\$2.33

	As of		
(\$ millions)	Dec 2023	Dec 2024	Dec 2025
Shareholders Equity	\$20.5	\$21.3	\$22.2
Liabilities & Reserves	\$79	\$100	\$136
Total Assets	\$99	\$121	\$158